

# New Teacher Support

Q11.1 As a beginning teacher, I have received the following kinds of support.

■ Yes

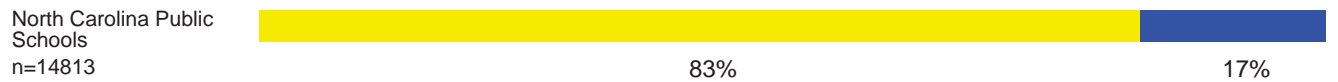
■ No

## a. Formally assigned mentor



Camden County Schools N/A  
n=10

## b. Seminars specifically designed for new teachers



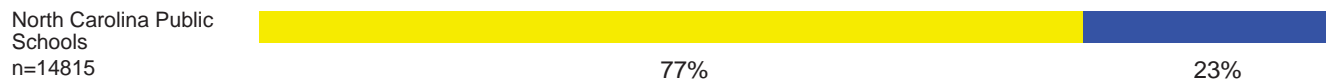
Camden County Schools N/A  
n=10

## c. Reduced workload



Camden County Schools N/A  
n=10

## d. Common planning time with other teachers



Camden County Schools N/A  
n=10

## e. Release time to observe other teachers



Camden County Schools N/A  
n=10

## f. Formal time to meet with mentor during school hours



Camden County Schools N/A  
n=10

## g. Orientation for new teachers



Camden County Schools N/A  
n=10

### h. Access to professional learning communities where I could discuss concerns with other teacher(s)



Camden County Schools N/A  
n=10

### i. Regular communication with principals, other administrator or department chair



Camden County Schools N/A  
n=10

### j. Other



Camden County Schools N/A  
n=7

### k. I received no additional support as a new teacher.

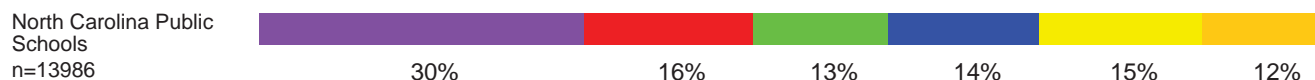


Camden County Schools N/A  
n=6

## Q11.2 On average, how often did you engage in each of the following activities with your mentor?



### a. Developing lesson plans



Camden County Schools N/A  
n=10

### b. Being observed teaching by my mentor



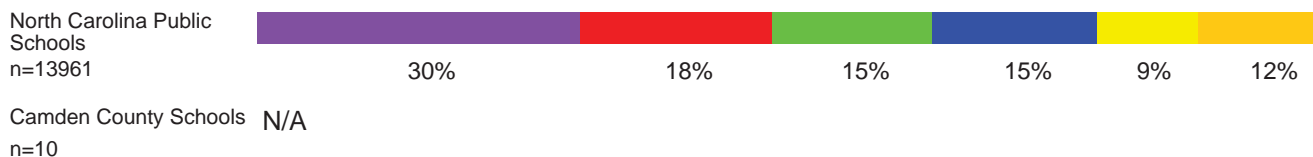
Camden County Schools N/A  
n=10

### c. Observing my mentor's teaching

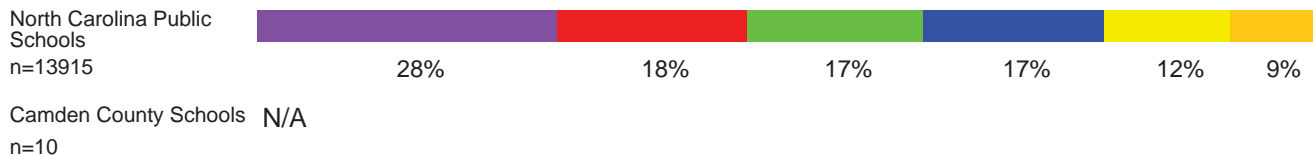


Camden County Schools N/A  
n=10

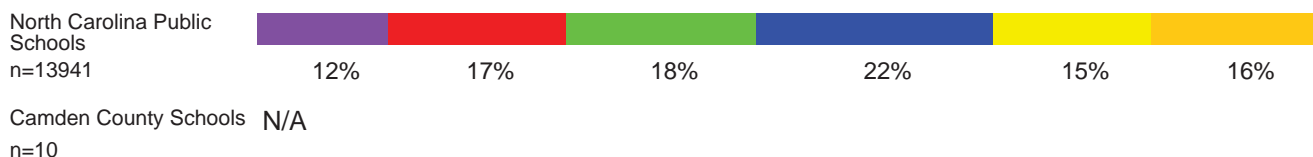
## d. Analyzing student work



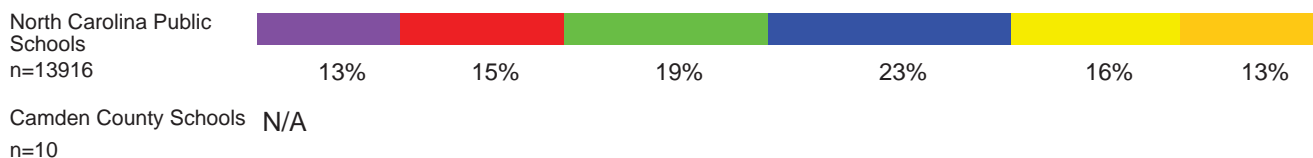
## e. Reviewing results of students' assessments



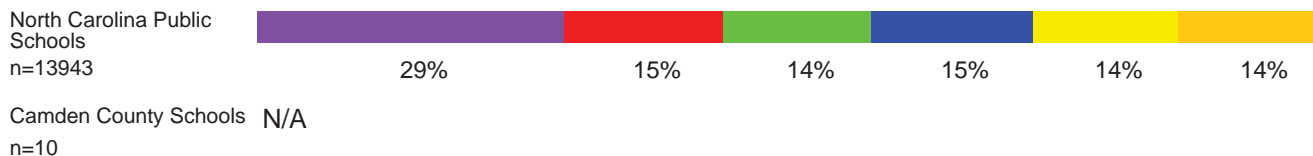
## f. Addressing student or classroom behavioral issues



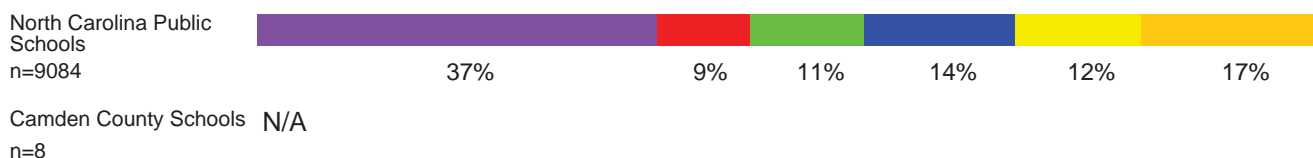
## g. Reflecting on the effectiveness of my teaching together



## h. Aligning my lesson planning with the state curriculum and local curriculum



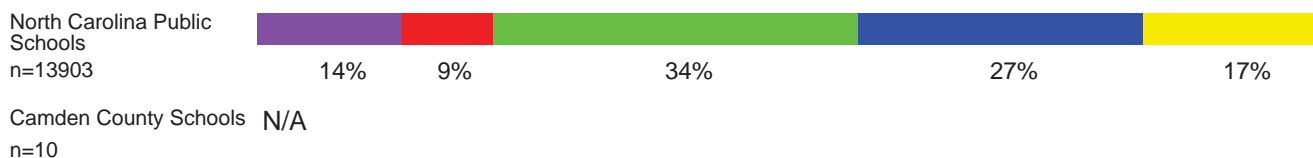
## i. Other



Q11.3 How much did the support you received from your mentor influence your practice in the following areas?

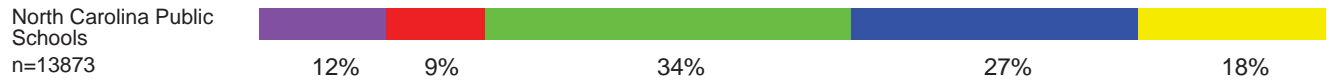


## a. Instructional strategies



**b. Subject matter I teach**

Camden County Schools N/A  
n=10

**c. Classroom management strategies**

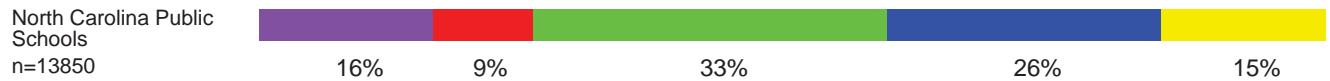
Camden County Schools N/A  
n=10

**d. Using data to identify student needs**

Camden County Schools N/A  
n=10

**e. Differentiating instruction based upon individual student needs and characteristics**

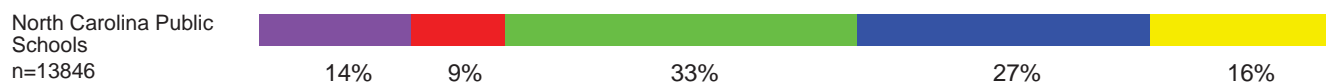
Camden County Schools N/A  
n=10

**f. Creating a supportive, equitable classroom where differences are valued**

Camden County Schools N/A  
n=10

**g. Enlisting the help of family members, parents and/or guardians**

Camden County Schools N/A  
n=10

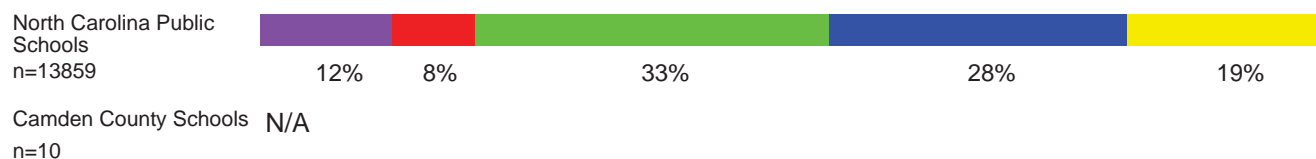
**h. Working collaboratively with other teachers at my school**

Camden County Schools N/A  
n=10

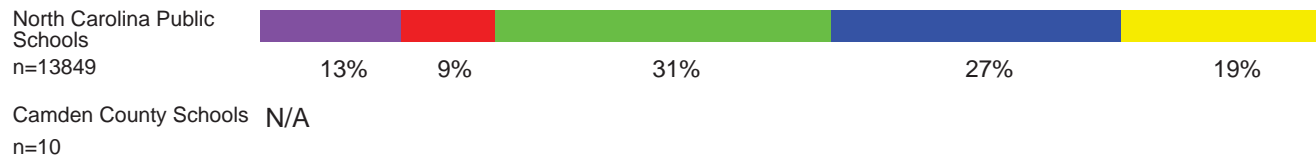
**i. Connecting with key resource professionals (e.g., coaches, counselors, etc.)**

Camden County Schools N/A  
n=10

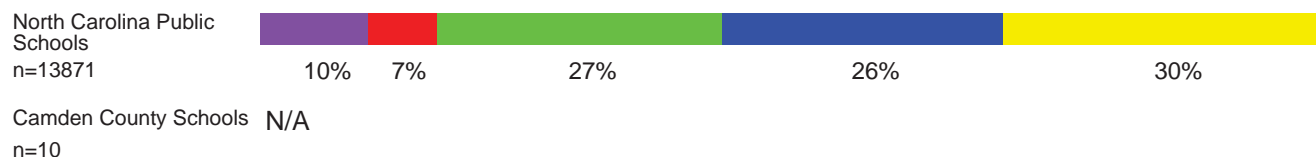
## j. Complying with policies and procedures



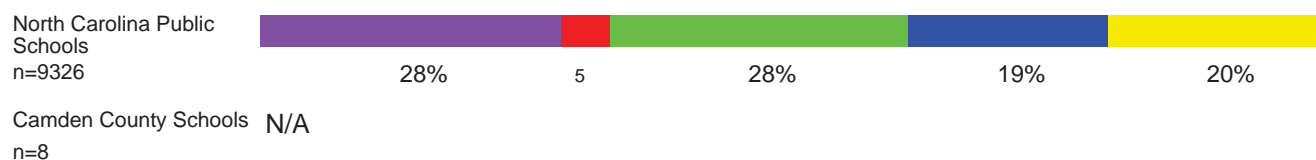
## k. Completing administrative paperwork



## l. Providing emotional support



## m. Other

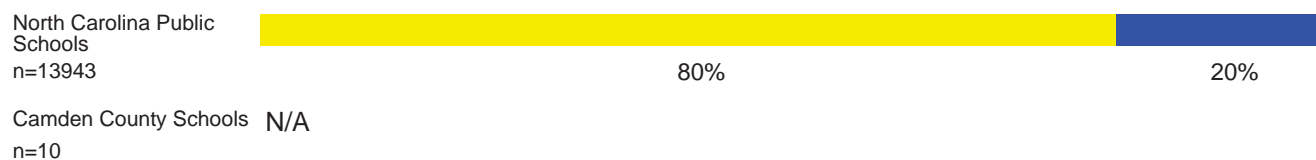


**Q11.4 Please indicate whether each of the following were true for you and your mentor.**

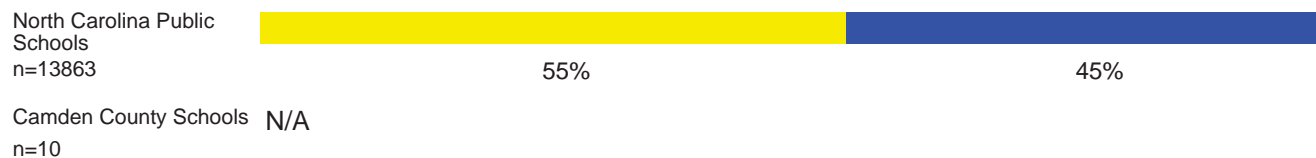
☒ Yes

☐ No

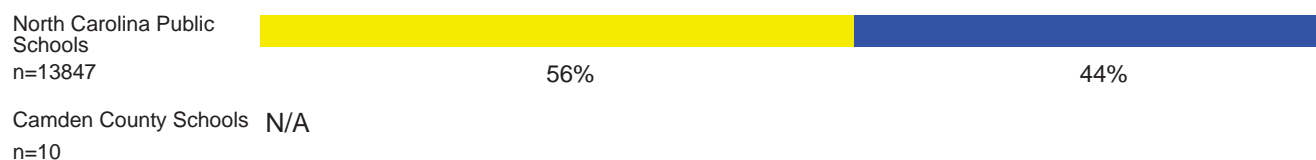
## a. My mentor and I were in the same building.



## b. My mentor and I taught in the same content area.



## c. My mentor and I taught the same grade level.



Q11.5 Overall, the additional support I received as a new teacher improved my instructional practice.

Strongly disagree Disagree Agree Strongly agree



Camden County Schools N/A  
n=10 / dk=0

Q11.6 Overall, the additional support I received as a new teacher has helped me to impact my students' learning.

Strongly disagree Disagree Agree Strongly agree



Camden County Schools N/A  
n=10 / dk=0

Q11.7 Overall, the additional support I received as a new teacher has been important in my decision to continue teaching at this school.

Strongly disagree Disagree Agree Strongly agree



Camden County Schools N/A  
n=8 / dk=2